

PH10 (Phantom 10) Series

Unheated

Model Lengths: 36"–144"

Environmental Separation (up to 12')

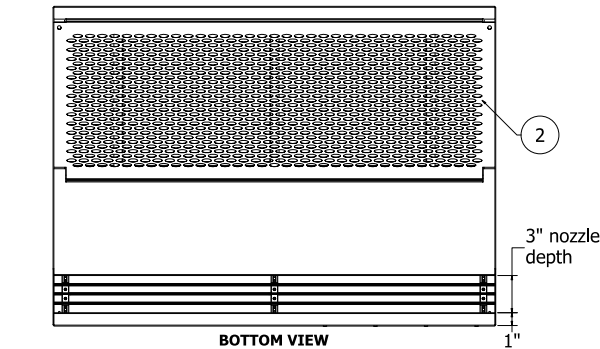
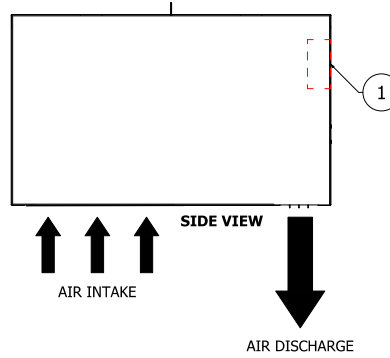
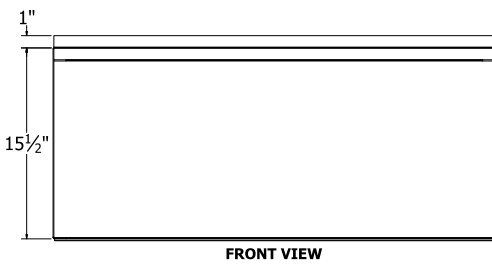
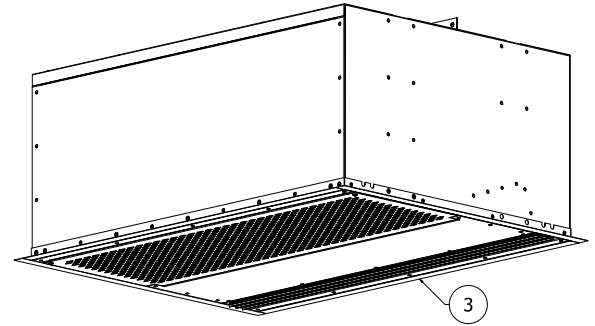
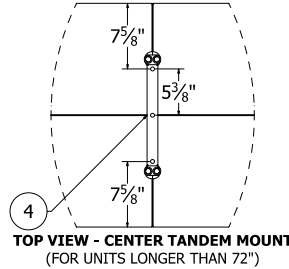
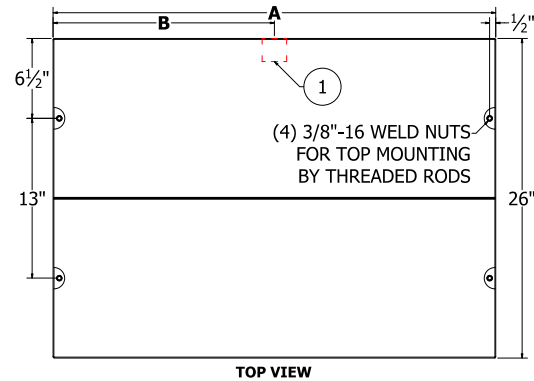
Insect Control (up to 10')



atmosphere is everything

14716 S. BROADWAY, GARDENA, CA 90248 • Ph: (310)532-1555 • Fax: (310)-532-3030 • www.marsair.com

© Copyright Mars Air Systems, LLC 2014



Notes:

1. Internal junction box (j-box) provided for electrical wiring.
2. Cleanable polyester filters are installed standard. Optional washable aluminum or pleated paper filters are also available.
3. (4) 1" wide matching trim pieces are included and shipped loose for optional installation.
4. Units up to 72" in width can be suspended from both ends without intermediate support. Longer units are double units and must be supported in the center.
5. Recommended service clearances are 2" to the left and right sides and 18" on top of the unit.
6. Circuit protection (per NEC) to be installed by others.
7. To prevent accidental damage during operation, unit must be installed so that the bottom of the air curtain does not extend below the door header.

Model Number	Mechanical Data					AMCA Certified Lab Data				
	Overall Length A (in)	Nozzle Length (in)	J-box Distance from Each Edge B (in)	Motor (hp)	Weight (lb)	Max Core Velocity at Nozzle (in)	Avg Velocity (fpm)	Volume (cfm)	Uniformity (%)	Power Rating (watt)
<input type="checkbox"/> PH1036-1U*-PW	36	36	18	½	60	3950	1947	1460	91	458
<input type="checkbox"/> PH1042-1U*-PW	42	42	21	½	60	4150	1806	1580	89	496
<input type="checkbox"/> PH1048-1U*-PW	48	48	24	½	65	3895	1632	1632	91	518
<input type="checkbox"/> PH1072-2U*-PW	72	72	36	(2) ½	105	3950	1947	2920	91	916
<input type="checkbox"/> PH1084-2U*-PW	84	84	(2) 21	(2) ½	125	4150	1806	3160	89	992
<input type="checkbox"/> PH1096-2U*-PW	96	96	(2) 24	(2) ½	130	3895	1632	3264	91	1036
<input type="checkbox"/> PH10108-3U*-PW	108	108	(2) 18	(3) ½	170	3950	1947	4380	80	1374
<input type="checkbox"/> PH10144-4U*-PW	144	144	(2) 36	(4) ½	210	3950	1947	5840	91	1832
<i>The following models are not licensed to bear the AMCA seal</i>										
<input type="checkbox"/> PH1060-2U*-PW	60	60	30	(2) ½	100	4250	2217	2771	93	861
<input type="checkbox"/> PH10120-4U*-PW	120	120	(2) 30	(4) ½	200	4250	2217	5541	93	1723

* – Use corresponding letters in "Electrical Data" column headers (see page 2) to complete the model numbers.

Note: above data is for 60 Hz at 1725 RPM. For 50 Hz, RPM is 1425 with a 17% reduction in performance.

• The AMCA Certified Ratings Seal applies to airflow rate, average outlet velocity, outlet velocity uniformity, velocity project, and power rating at free delivery only.

NOTE: Mars Air Systems, LLC reserves the right to change specifications and product design without notice. Such revisions do not entitle the buyer to corresponding changes, improvements, additions, or replacements for previously purchased equipment.

PH10 (Phantom 10) Series

Unheated

Model Lengths: 36"–144"

Environmental Separation (up to 12')

Insect Control (up to 10')



atmosphere is everything

14716 S. BROADWAY, GARDENA, CA 90248 • Ph: (310)532-1555 • Fax: (310)-532-3030 • www.marsair.com

© Copyright Mars Air Systems, LLC 2014

Standard Features:

- ❖ ETL-certified to conform to UL 507 (US) and CSA 22.2 (Canada) standards for indoor and outdoor use
- ❖ AMCA-certified to AMCA 211 (includes performance testing per AMCA 220)
 - Certified models are approved for use as alternate to vestibules (per ASHRAE 90.1, IECC, and IgCC)
- ❖ Sleek self-contained one-piece heavy-gauge corrosion-proof paint lock metal design
- ❖ Fire retardant and rust preventative electrostatic polyurethane powder coating
 - Standard color is Pearl White (PW)
- ❖ ½ HP continuous duty Totally Enclosed Air Over (TEAO) motors (NEMA 1)
- ❖ Adjustable air directional vanes with 40° sweep front to back
- ❖ 5-year parts warranty
- ❖ Freight included (FOB continental USA)
- ❖ Proudly made in the USA

Mars Recommended Accessories (see [catalog](#) for complete listing):

- ❖ **Door Limit Switches** (§)
 - 99-014, Combination mechanical switch, 250V, 1HP Max
 - 99-125, Industrial surface mounted magnetic switch (controller required)
 - ❖ **Controllers**
 - MCPA-†U*, [Motor Control Panel](#), 120V control voltage († = # of Motors, * = Voltage Code) (§)
 - MCP-TD, Adjustable time delay, 1sec-100hr (panel required)
 - MCP-24V, Low voltage control option (panel required)
 - BMS-303, BMS for monitor and control (panel with MCP-24V required)

Note: Dry contact provided in panel for monitoring motor. 24Vac signal provided from panel for controlling motor.
 - SK-UU, [SimpleLink](#), 115V-230V, 1PH, 2Mtr & 1HP max, Integral Control, NEMA 1, requires protection from direct elements for outdoor use"
 - ❖ **Severe Duty and Finish**
 - HSG-304SS-PH, 304 Stainless steel housing construction
- (§) = Shipped loose

Sound Levels (measured at 10' in a free field):

1 Motor Unit = 66 dBA, 2 Motor Unit = 68 dBA, 3 Motor Unit = 71 dBA, 4 Motor Unit = 73 dBA

Electrical Data Full Load Amp (FLA)	Unit Amperage (Voltage Code)			
	Single Phase		Three Phase	
	115V/1Ø <input type="checkbox"/> (A)	208-230V/1Ø <input type="checkbox"/> (D)	208-230V/3Ø <input type="checkbox"/> (G)	460V/3Ø <input type="checkbox"/> (H)
<input type="checkbox"/> PH1036-1U*-PW	5.1	2.5	1.8/1.6	0.8
<input type="checkbox"/> PH1042-1U*-PW	5.1	2.5	1.8/1.6	0.8
<input type="checkbox"/> PH1048-1U*-PW	5.1	2.5	1.8/1.6	0.8
<input type="checkbox"/> PH1060-2U*-PW	10.2	5.0	3.6/3.2	1.6
<input type="checkbox"/> PH1072-2U*-PW	10.2	5.0	3.6/3.2	1.6
<input type="checkbox"/> PH1084-2U*-PW	10.2	5.0	3.6/3.2	1.6
<input type="checkbox"/> PH1096-2U*-PW	10.2	5.0	3.6/3.2	1.6
<input type="checkbox"/> PH10108-3U*-PW	15.3	7.5	5.4/4.8	2.4
<input type="checkbox"/> PH10120-4U*-PW	20.4	10.0	7.2/6.4	3.2
<input type="checkbox"/> PH10144-4U*-PW	20.4	10.0	7.2/6.4	3.2

* – Use corresponding letters in "Voltage Code" column headers to complete the model numbers.

Ampacity (MCA) = total FLA x 1.25

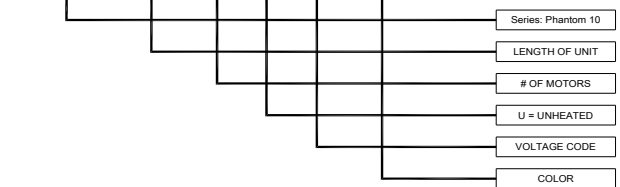
Alternate voltage codes with FLA data:

- 277V/1Ø/60Hz (L) – 2.7A per motor
- 220V/1Ø/50Hz (U) – 2.5A per motor
- 380-415V/3Ø/50Hz (W) – 1.1A per motor

AMCA Certified Projection Velocity		
Model	Distance from Nozzle (in)	Average Core Velocity (fpm)
PH1036-1U*	40	1089
	80	1000
	120	900
	160	822

EXAMPLE

PH10 72 -2 U A -PW



MARS Air Systems, LLC certifies that the Air Curtains shown on this data sheet are licensed to bear the AMCA seal. The ratings shown are based on tests and procedures performed in accordance with AMCA Publication 211 and comply with the requirements of the AMCA Certified Ratings Program. The AMCA Certified Ratings Seal applies to airflow rate, average outlet velocity, outlet velocity uniformity, velocity projection and power rating at free delivery only. NOTE: Models PH1060-2 and PH10120-4 are not AMCA-certified.

NOTE: Mars Air Systems, LLC reserves the right to change specifications and product design without notice. Such revisions do not entitle the buyer to corresponding changes, improvements, additions, or replacements for previously purchased equipment.