

QP10 (QuietPro 10) Series

Unheated

Model Lengths: 36"–144"

Environmental Separation (up to 12')

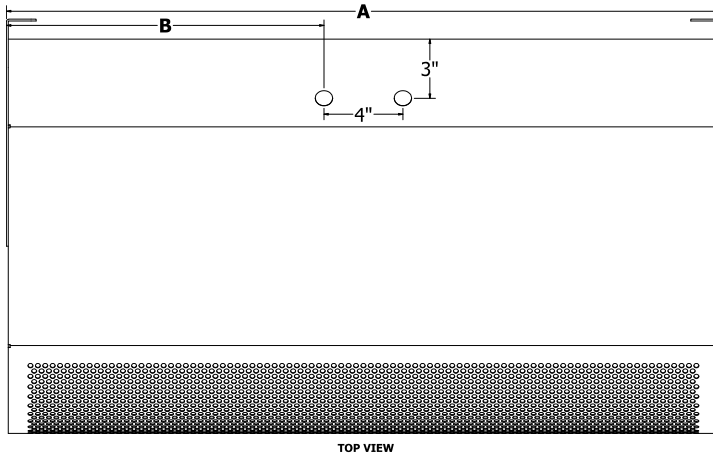
Insect Control (up to 10')



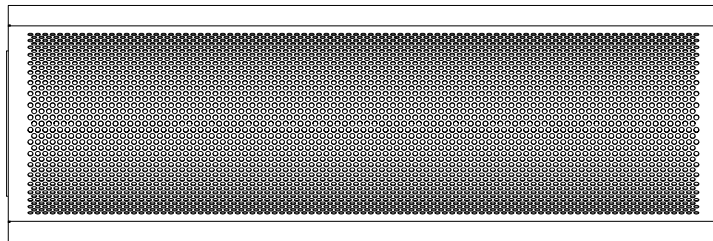
atmosphere is everything

14716 S. BROADWAY, GARDENA, CA 90248 • Ph: (310)532-1555 • Fax: (310)-532-3030 • www.marsair.com

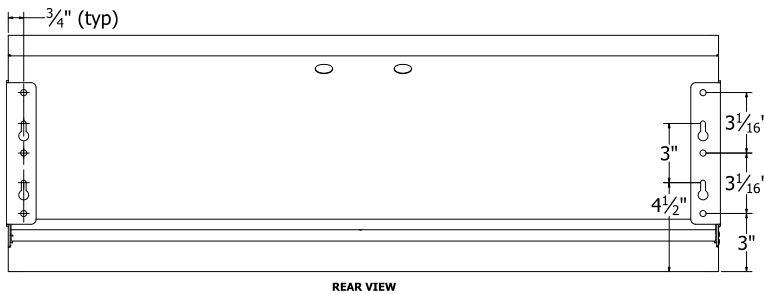
© Copyright Mars Air Systems, LLC 2014



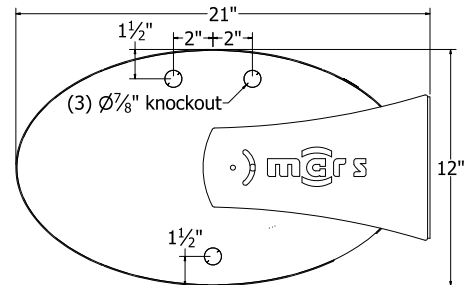
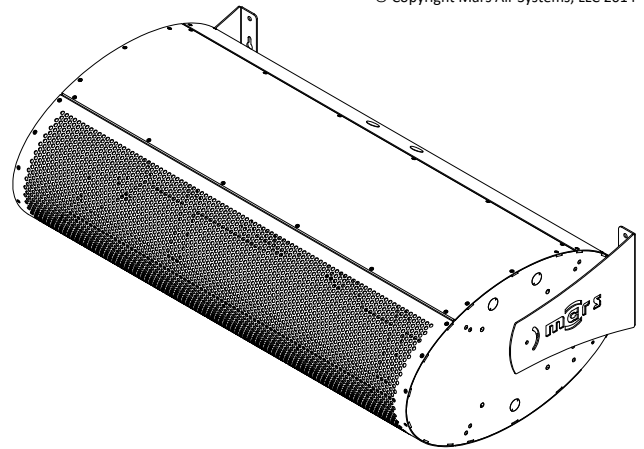
TOP VIEW



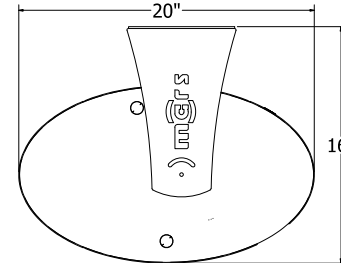
FRONT VIEW



REAR VIEW



SIDE VIEW



TOP MOUNT
(ROTATE BRACKETS)



Notes:

1. Recommended service clearances are 2" to the left and right sides, and 18" on top and in front of the unit.
2. Circuit protection (per NEC) to be install QP1036-1U*-OBed by others.
3. To prevent accidental damage during operation, unit must be installed so that the bottom of the air curtain does not extend below the door header.
4. Units up to 48" can be fastened to wall on both ends without intermediate support. Longer units require one or more intermediate points of support.

Model Number	Mechanical Data						Lab Data				
	Overall Length A (in)	Nozzle Length (in)	Top Knockout Location B (in)	# Intermediate Supports	Motor (hp)	Weight (lb)	Max Core Velocity at Nozzle (in)	Avg Velocity (fpm)	Volume (cfm)	Uniformity (%)	Power Rating (watt)
<input type="checkbox"/> QP1036-1U*-AL	36	36	10 ½	-	½	60	5960	2206	1379	84	500
<input type="checkbox"/> QP1042-1U*-AL	42	42	13 ½	-	½	65	4865	1945	1418	87	506
<input type="checkbox"/> QP1048-1U*-AL	48	48	16 ½	-	½	70	4247	1730	1442	85	549
<input type="checkbox"/> QP1072-2U*-AL	72	72	31 ½	1	(2) ½	120	5960	2206	2758	84	1000
<input type="checkbox"/> QP1084-2U*-AL	84	84	37 ½	1	(2) ½	125	4865	1945	2836	87	1012
<input type="checkbox"/> QP1096-2U*-AL	96	96	43 ½	1	(2) ½	135	4247	1730	2884	85	1098
<input type="checkbox"/> QP10108-3U*-AL	108	108	31 ½	2	(3) ½	175	5960	2206	4137	84	1500
<input type="checkbox"/> QP10120-3U*-AL	120	120	35 ½	2	(3) ½	185	5960	2047	4200	92	1549
<input type="checkbox"/> QP10144-3U*-AL	144	144	43 ½	2	(3) ½	200	4247	1730	4326	85	1647

* – Use corresponding letters in "Electrical Data" column headers (see page 2) to complete the model numbers.

Note: above data is for 60 Hz at 1725 RPM. For 50 Hz, RPM is 1425 with a 17% reduction in performance.

NOTE: Mars Air Systems, LLC reserves the right to change specifications and product design without notice. Such revisions do not entitle the buyer to corresponding changes, improvements, additions, or replacements for previously purchased equipment.

QP10 (QuietPro 10) Series

Unheated

Model Lengths: 36"–144"

Environmental Separation (up to 12')

Insect Control (up to 10')



atmosphere is everything

14716 S. BROADWAY, GARDENA, CA 90248 • Ph: (310)532-1555 • Fax: (310)-532-3030 • www.marsair.com

© Copyright Mars Air Systems, LLC 2014

Standard Features:

- ❖ ETL-certified to conform to UL 507 (US) and CSA 22.2 (Canada) standards, for indoor/outdoor use
- ❖ Sleek self-contained one-piece heavy-gauge metal design
 - Standard finish is anodized aluminum (AL)
- ❖ ½ HP continuous duty Totally Enclosed Air Over (TEAO) motors (NEMA 1)
- ❖ Adjustable air directional vanes with 40° sweep front to back
- ❖ 5-year parts warranty
- ❖ Freight included (FOB continental USA)
- ❖ Proudly made in the USA

Mars Recommended Accessories (see [catalog](#) for complete listing):

- ❖ [Door Limit Switches](#) (§)
 - 99-014, Combination mechanical switch, 250V, 1HP Max
 - 99-125, Industrial surface mounted magnetic switch (controller required)
- ❖ [Controllers](#)
 - MCPA-†U*, [Motor Control Panel](#), 120V control voltage († = # of Motors, * = Voltage Code) (§)
 - MCP-TD, Adjustable time delay, 1sec-100hr (panel required)
 - MCP-24V, Low voltage control option (panel required)
 - BMS-303, BMS for monitor and control (panel with MCP-24V required)

Note: Dry contact provided in panel for monitoring motor. 24Vac signal provided from panel for controlling motor.

- SK-UU, [SimpleLink](#), 115V-230V, 1PH, 2Mtr & 1HP max, Integral Control, NEMA 1, requires protection from direct elements for outdoor use (housing depth will be 17 3/8" deep)

(§) = Shipped loose

Sound Levels (measured at 10' in a free field):

1 Motor Unit = 53 dBA, 2 Motor Unit = 55 dBA, 3 Motor Unit = 57 dBA, 4 Motor Unit = 59 dBA

Electrical Data Full Load Amp (FLA)	Unit Amperage (Voltage Code)			
	Single Phase		Three Phase	
	115V/1Ø <input type="checkbox"/> (A)	208-230V/1Ø <input type="checkbox"/> (D)	208-230V/3Ø <input type="checkbox"/> (G)	460V/3Ø <input type="checkbox"/> (H)
<input type="checkbox"/> QP1036-1U*-AL	5.1	2.5	1.8/1.6	0.8
<input type="checkbox"/> QP1042-1U*-AL	5.1	2.5	1.8/1.6	0.8
<input type="checkbox"/> QP1048-1U*-AL	5.1	2.5	1.8/1.6	0.8
<input type="checkbox"/> QP1072-2U*-AL	10.2	5.0	3.6/3.2	1.6
<input type="checkbox"/> QP1084-2U*-AL	10.2	5.0	3.6/3.2	1.6
<input type="checkbox"/> QP1096-2U*-AL	10.2	5.0	3.6/3.2	1.6
<input type="checkbox"/> QP10108-3U*-AL	15.3	7.5	5.4/4.8	2.4
<input type="checkbox"/> QP10120-3U*-AL	15.3	7.5	5.4/4.8	2.4
<input type="checkbox"/> QP10144-3U*-AL	15.3	7.5	5.4/4.8	2.4

* – Use corresponding letters in "Voltage Code" column headers to complete the model numbers.

Ampacity (MCA) = total FLA x 1.25

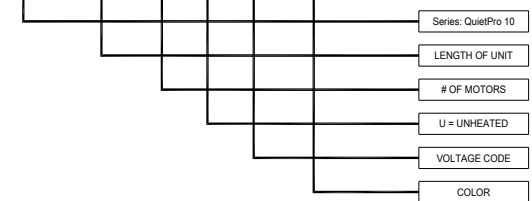
Alternate voltage codes with FLA data:

- 277V/1Ø/60Hz (L) – 2.7A per motor
- 220V/1Ø/50Hz (U) – 2.5A per motor
- 380-415V/3Ø/50Hz (W) – 1.1A per motor

Projection Velocity		
Model	Distance from Nozzle (in)	Average Core Velocity (fpm)
QP1036-1U*	40	1207
	80	856
	120	710
	160	637
	200	588

EXAMPLE

QP10 72 - 2 U H - AL



NOTE: Mars Air Systems, LLC reserves the right to change specifications and product design without notice. Such revisions do not entitle the buyer to corresponding changes, improvements, additions, or replacements for previously purchased equipment.