

PH8 (Phantom 8) Series

Electric heated

Model Lengths: 36"–144"

Environmental Separation (up to 8')

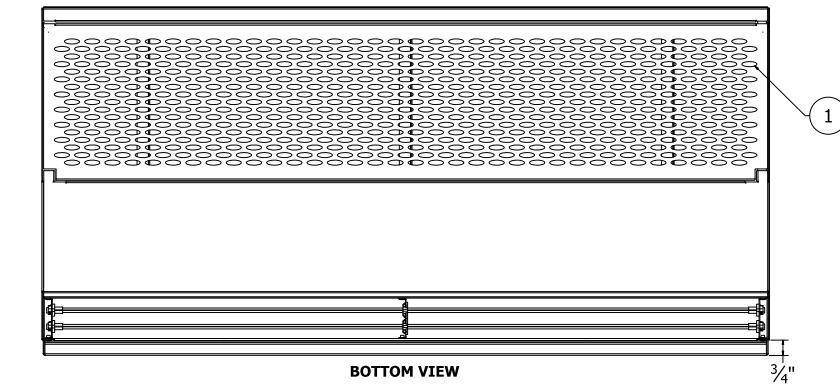
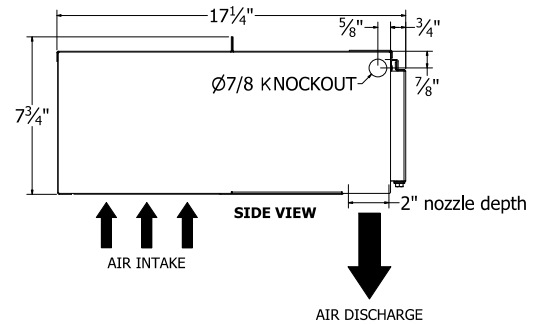
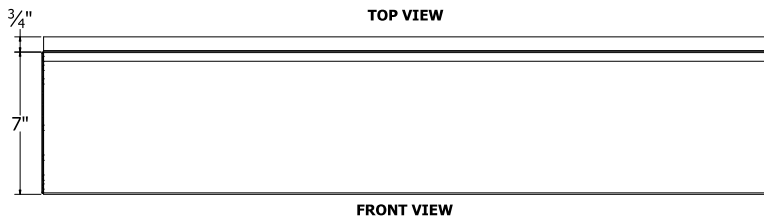
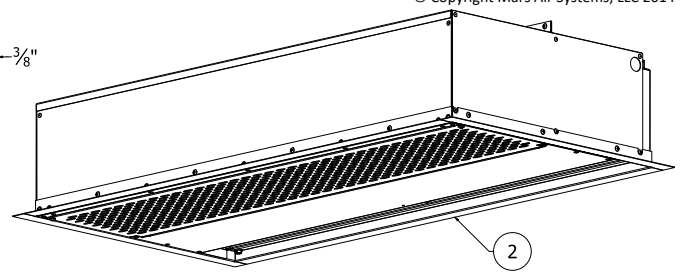
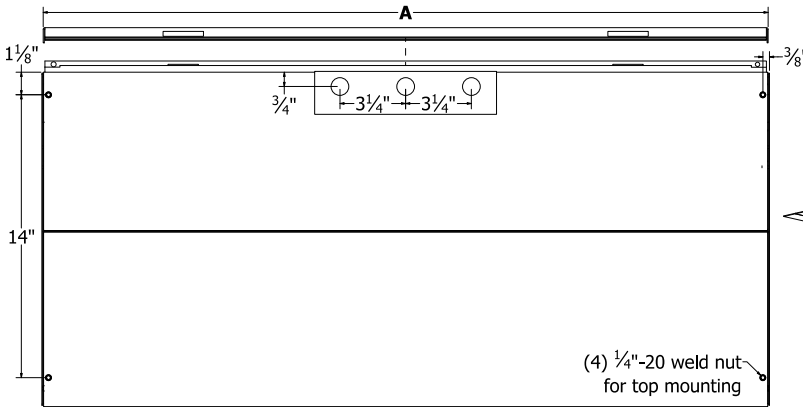
Insect Control (up to 7')



atmosphere is everything

14716 S. BROADWAY, GARDENA, CA 90248 • Ph: (310)532-1555 • Fax: (310)-532-3030 • www.marsair.com

© Copyright Mars Air Systems, LLC 2014



Notes:

1. Recommended service clearances are 2" to the left and right sides, 2" on top, and 2" in front of the unit.
2. Circuit protection (per NEC) to be installed by others.
3. To prevent accidental damage during operation, unit must be installed so that the bottom of the air curtain does not extend below the door header.
4. Units up to 72" in width can be fastened to wall on both ends without intermediate support. Longer units are double units joined together and must be supported in the center.

Model Number	Mechanical Data					Lab Data	
	Overall Length A (in)	Nozzle Length (in)	Rear Mounting Distance B (in)	Motor (hp)	Weight (lb)	Max Velocity (fpm)	Max Volume (cfm)
☐ PH836-1E*-PW	36	36	16	1/6	50	1800	900
☐ PH842-1E*-PW	42	42	19	1/6	56	1800	1050
☐ PH848-1E*-PW	48	48	22	1/6	62	1800	1200
☐ PH860-1E*-PW	60	60	28	1/6	72	1800	1500
☐ PH872-1E*-PW	72	72	34	1/6	82	1800	1800
☐ PH884-2E*-PW	84	84	19	(2) 1/6	112	1800	2100
☐ PH896-2E*-PW	96	96	22	(2) 1/6	123	1800	2400
☐ PH8108-2E*-PW	108	108	25	(2) 1/6	133	1800	2700
☐ PH8120-2E*-PW	120	120	28	(2) 1/6	144	1800	3000
☐ PH8144-2E*-PW	144	144	34	(2) 1/6	164	1800	3600

* – Use corresponding letters in "Electrical Data" column headers (see page 2) to complete the model numbers.

Note: above data is for 60 Hz at 1550 RPM. For 50 Hz, RPM is 1300 with a 17% reduction in performance.

NOTE: Mars Air Systems, LLC reserves the right to change specifications and product design without notice. Such revisions do not entitle the buyer to corresponding changes, improvements, additions, or replacements for previously purchased equipment.

PH8 (Phantom 8) Series

Electric heated

Model Lengths: 36"–144"

Environmental Separation (up to 8')

Insect Control (up to 7')



atmosphere is everything

14716 S. BROADWAY, GARDENA, CA 90248 • Ph: (310)532-1555 • Fax: (310)-532-3030 • www.marsair.com

© Copyright Mars Air Systems, LLC 2014

Standard Features:

Air Curtain

- ❖ ETL-certified to conform to UL 2021 (US) and CSA 22.2 (Canada) standards for indoor use
- ❖ Sleek aluminum shell over heavy gauge steel core
- ❖ Fire retardant and rust preventative electrostatic polyurethane powder coating
 - Standard color is Pearl White (PW)
- ❖ 1/6 HP continuous duty motors (NEMA 1)
- ❖ Adjustable air directional vane with 40° sweep front to back
- ❖ Removable wall mounting bracket for easy installation
- ❖ 18 months parts warranty
- ❖ Freight included (FOB continental USA)
- ❖ Proudly made in the USA

Electric heater coil and wiring

- ❖ Coils are open type (for rapid temperature rise) and are located directly in the air curtain's intake air stream
- ❖ Automatic and Manual reset thermal overload protection provided
- ❖ On/off switch mounted on bottom (unit control voltage is 24V)
- ❖ Controls are internally mounted and prewired to receive power connection – accessible through the top access panels
- ❖ 24-volt thermostat with "heat/off/fan" capability is shipped loose for field installation
 - Not applicable for units with SimpleLink

Mars Recommended Accessories (see [catalog](#) for complete listing):

- ❖ [Door Limit Switches](#) (§)
 - 99-014, Combination mechanical switch, 250V, 1HP Max
- ❖ [Controllers](#)
 - SK-EU, [SimpleLink](#), 208-575V (460-575V, 3PH needs additional 115-230V, 1PH power), Integral Control, NEMA1
- ❖ [Factory Mounted Control Options](#)
 - INS-TD, Adjustable time delay (1 sec to 17 min)
 - INS-HD, Heat on demand
 - BMS-300, BMS for monitor and control

Note: dry contact provided in panel for monitoring motor and heater. 24Vac signal provided from panel for controlling motor and heater

(§) = Shipped loose

Sound Levels (measured at 10' in a free field):

25-36" Units = 49 dBA, 42" Unit = 50 dBA, 48" Unit = 52 dBA, 60-96" Units = 53 dBA, 108-144" Unit = 54 dBA

Three Phase Electrical Data Full Load Amp (FLA)	Unit Voltage (Voltage Code)				Heater Kilowatts (Wattage Code)				Temp Rise
	208V/3Ø	230V/3Ø	460V/3Ø	575V/3Ø‡	(G)	(I)	(M)	(O)	°F
	<input type="checkbox"/> (E)	<input type="checkbox"/> (F)	<input type="checkbox"/> (O)†	<input type="checkbox"/> (Q)†					
<input type="checkbox"/> PH825-1E**-PW	-	-	-	-	-	-	-	-	-
<input type="checkbox"/> PH836-1E**-PW	29.2	27.2	13	11	10	-	-	-	36
<input type="checkbox"/> PH842-1E**-PW	29.2	27.2	13	11	10	-	-	-	31
<input type="checkbox"/> PH848-1E**-PW	38.2	34.2	17	14	-	13	-	-	35
<input type="checkbox"/> PH860-1E**-PW	38.2	34.2	17	14	-	13	-	-	28
<input type="checkbox"/> PH872-1E**-PW	38.2	34.2	17	14	-	13	-	-	23
<input type="checkbox"/> PH884-2E**-PW	58.4	53.4	26	21	-	-	20	-	31
<input type="checkbox"/> PH896-2E**-PW	75.4	68.4	33	27	-	-	-	26	35
<input type="checkbox"/> PH8108-2E**-PW	75.4	68.4	33	27	-	-	-	26	31
<input type="checkbox"/> PH8120-2E**-PW	75.4	68.4	33	27	-	-	-	26	28
<input type="checkbox"/> PH8144-2E**-PW	75.4	68.4	33	27	-	-	-	26	23

* – Use corresponding letters in "Voltage Code" and "Wattage Code" column headers to complete the model numbers.

‡ – Models with 575V/3Ø electric heater are not ETL-certified for UL/CSA safety standards.

† – For units with 460V/3Ø and 575V/3Ø power, an additional 115V/1Ø power supply is required. (Motor amps not included in given FLA.)

Ampacity (MCA) = total FLA x 1.25

Amps per motor: 2.4A @ 115V; 1.2A @ 208-230V/1Ø

Single Phase Electrical Data Full Load Amp (FLA)	Unit Amperage (Voltage Code)		Heater Kilowatts (Wattage Code)			Temp Rise
	208V/1Ø	230V/1Ø	(C)	(D)	(F)	°F
	<input type="checkbox"/> (B)	<input type="checkbox"/> (C)				
<input type="checkbox"/> PH825-1E**-PW	31.2	28.2	6.1	-	-	31
<input type="checkbox"/> PH836-1E**-PW	31.2	28.2	6.1	-	-	22
<input type="checkbox"/> PH842-1E**-PW	40.2	36.2	-	8	-	25
<input type="checkbox"/> PH848-1E**-PW	40.2	36.2	-	8	-	22
<input type="checkbox"/> PH860-1E**-PW	47.2	43.2	-	-	9.5	21
<input type="checkbox"/> PH872-1E**-PW	47.2	43.2	-	-	9.5	17
<input type="checkbox"/> PH884-2E**-PW	-	-	-	-	-	-
<input type="checkbox"/> PH896-2E**-PW	-	-	-	-	-	-
<input type="checkbox"/> PH8108-2E**-PW	-	-	-	-	-	-
<input type="checkbox"/> PH8120-2E**-PW	-	-	-	-	-	-
<input type="checkbox"/> PH8144-2E**-PW	-	-	-	-	-	-

* – Use corresponding letters in "Voltage Code" and "Wattage Code" column headers to complete the model numbers.

Ampacity (MCA) = total FLA x 1.25

Amps per motor (included in values above): 1.2A @ 208-230V/1Ø

EXAMPLE

PH8 36 - 1 E O G - PW

