

PH8 (Phantom 8) Series

Unheated

Model Lengths: 36"–144"

Environmental Separation (up to 8')

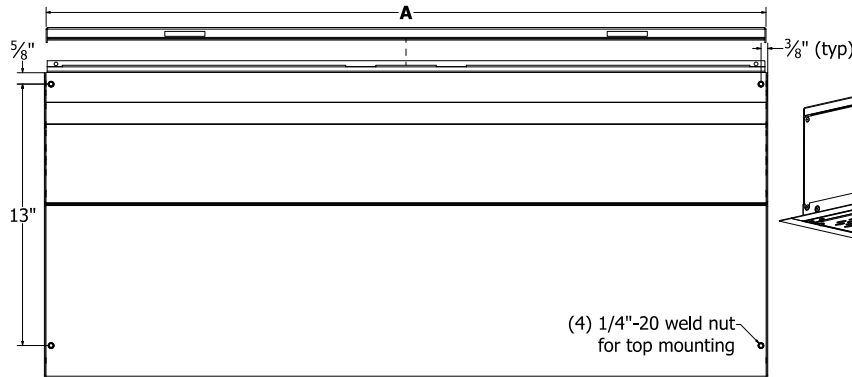
Insect Control (up to 7')




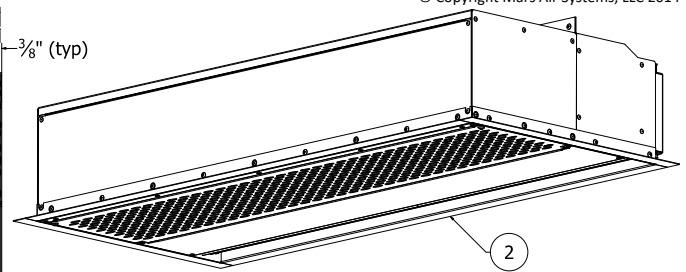
atmosphere is everything

14716 S. BROADWAY, GARDENA, CA 90248 • Ph: (310)532-1555 • Fax: (310)-532-3030 • www.marsair.com

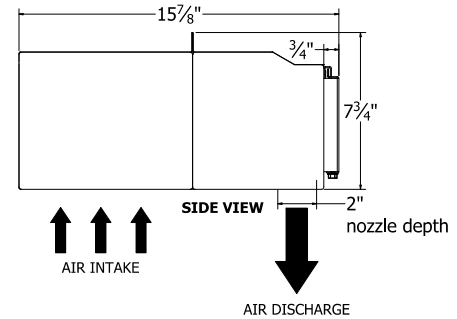
© Copyright Mars Air Systems, LLC 2014



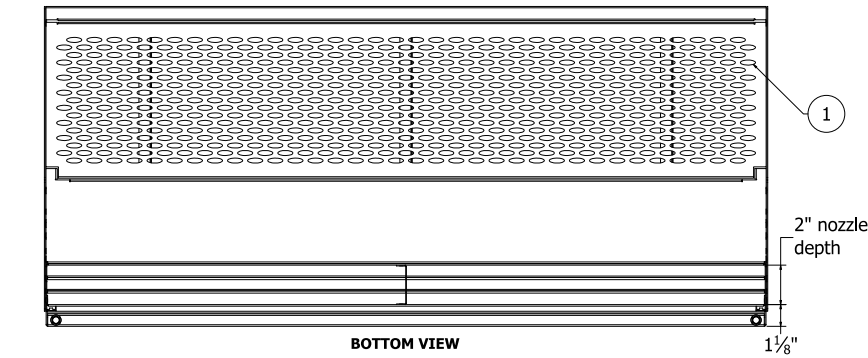
TOP VIEW



FRONT VIEW



SIDE VIEW



BOTTOM VIEW



Notes:

1. Recommended service clearances are 2" to the left and right sides, 6" on top, and 18" in front of the unit.
2. Circuit protection (per NEC) to be installed by others.
3. To prevent accidental damage during operation, unit must be installed so that the bottom of the air curtain does not extend below the door header.
4. Units up to 72" in width can be fastened to wall on both ends without intermediate support. Longer units are double units joined together and must be supported in the center.

Model Number	Mechanical Data					Lab Data	
	Overall Length A (in)	Nozzle Length (in)	Rear Mounting Distance B (in)	Motor (hp)	Weight (lb)	Max Velocity (fpm)	Max Volume (cfm)
<input type="checkbox"/> PH836-1U*-OB	36	36	16	1/6	32	1800	900
<input type="checkbox"/> PH842-1U*-OB	42	42	19	1/6	35	1800	1050
<input type="checkbox"/> PH848-1U*-OB	48	48	22	1/6	40	1800	1200
<input type="checkbox"/> PH860-1U*-OB	60	60	28	1/6	48	1800	1500
<input type="checkbox"/> PH872-1U*-OB	72	72	34	1/6	58	1800	1800
<input type="checkbox"/> PH884-2U*-OB	84	84	19	(2) 1/6	75	1800	2100
<input type="checkbox"/> PH896-2U*-OB	96	96	22	(2) 1/6	83	1800	2400
<input type="checkbox"/> PH8108-2U*-OB	108	108	25	(2) 1/6	92	1800	2700
<input type="checkbox"/> PH8120-2U*-OB	120	120	28	(2) 1/6	102	1800	3000
<input type="checkbox"/> PH8144-2U*-OB	144	144	34	(2) 1/6	122	1800	3600

* - Use corresponding letters in "Electrical Data" column headers (see page 2) to complete the model numbers.

Note: above data is for 60 Hz at 1550 RPM. For 50 Hz, RPM is 1300 with a 17% reduction in performance.

NOTE: Mars Air Systems, LLC reserves the right to change specifications and product design without notice. Such revisions do not entitle the buyer to corresponding changes, improvements, additions, or replacements for previously purchased equipment.

PH8 (Phantom 8) Series

Unheated

Model Lengths: 36"–144"

Environmental Separation (up to 8')

Insect Control (up to 7')



atmosphere is everything

14716 S. BROADWAY, GARDENA, CA 90248 • Ph: (310)532-1555 • Fax: (310)-532-3030 • www.marsair.com

© Copyright Mars Air Systems, LLC 2014

Standard Features:

- ❖ ETL-certified to conform to UL 507 (US) and CSA 22.2 (Canada) standards for indoor and outdoor use
- ❖ Sleek aluminum shell over heavy gauge steel core
- ❖ Fire retardant and rust preventative electrostatic polyurethane powder coating
 - Standard color is Pearl White (PW)
- ❖ 1/6 HP continuous duty motors (NEMA 1)
- ❖ Adjustable air directional vane with 40° sweep front to back
- ❖ Removable wall mounting bracket for easy installation
- ❖ 5-year parts warranty
- ❖ Freight included (FOB continental USA)
- ❖ Proudly made in the USA

Mars Recommended Accessories (see [catalog](#) for complete listing):

- ❖ [Door Limit Switches](#) (§)
 - 99-014, Combination mechanical switch, 250V, 1HP Max
 - ❖ [Solid State Controllers](#) (§)
 - J0021, Commercial low voltage controller, 115V, 1Ø, adjustable time delay, with commercial plastic surface mounted door limit switch (field installed)
 - J0022, Commercial low voltage controller, 208-277V, 1Ø, adjustable time delay, with commercial plastic surface mounted door limit switch (field installed)
 - ❖ [Brackets](#) (§)
 - B0042, Transom mounting bracket set for LPV2
 - ❖ [Severe Duty and Finish](#)
 - HSG-304SS-PH, 304 Stainless steel housing construction
- (§) = Shipped loose

Sound Levels (measured at 10' in a free field):

25-36" Units = 49 dBA, 42" Unit = 50 dBA, 48" Unit = 52 dBA, 60-96" Units = 53 dBA, 108-144" Unit = 54 dBA

Electrical Data Full Load Amp (FLA)	Unit Amperage (Voltage Code)	
	115V/1Ø □ (A)	208-230V/1Ø □ (D)
<input type="checkbox"/> PH836-1U*-OB	2.4	1.2
<input type="checkbox"/> PH842-1U*-OB	2.4	1.2
<input type="checkbox"/> PH848-1U*-OB	2.4	1.2
<input type="checkbox"/> PH860-1U*-OB	2.6	1.4
<input type="checkbox"/> PH872-1U*-OB	2.6	1.4
<input type="checkbox"/> PH884-2U*-OB	4.8	2.4
<input type="checkbox"/> PH896-2U*-OB	4.8	2.4
<input type="checkbox"/> PH8108-2U*-OB	5.0	2.6
<input type="checkbox"/> PH8120-2U*-OB	5.2	2.8
<input type="checkbox"/> PH8144-2U*-OB	5.2	2.8

* – Use corresponding letters in "Voltage Code" column headers to complete the model numbers.

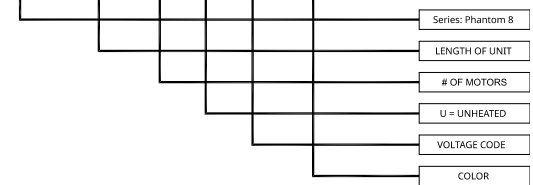
Ampacity (MCA) = total FLA X 1.25

Alternate voltage codes with FLA data:

• 220V/1Ø/50Hz (U) – 0.9A per motor

EXAMPLE

PH8 72 - 1 U A - PW



NOTE: Mars Air Systems, LLC reserves the right to change specifications and product design without notice. Such revisions do not entitle the buyer to corresponding changes, improvements, additions, or replacements for previously purchased equipment.